


KANeka

High Effective Hybrid PV Module

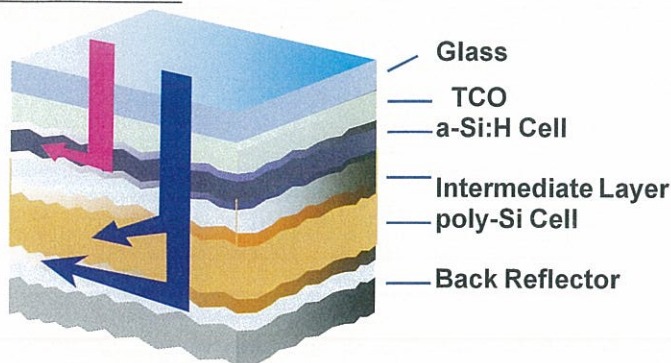
U-Type



Lead-free solder is adopted to reduce
environmental load.

Characteristics

Internal Structure



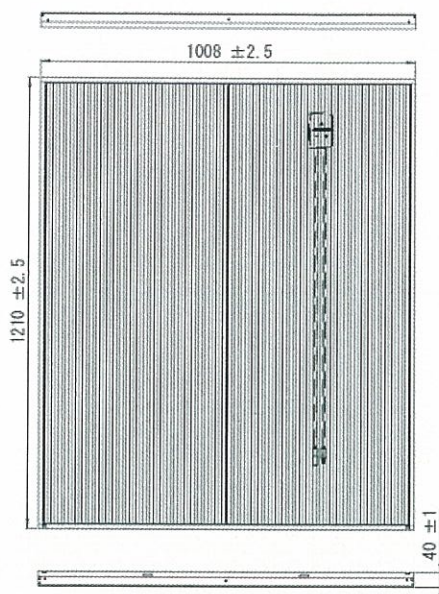
Two Way Performance

(thin-film polycrystalline silicon and amorphous silicon)

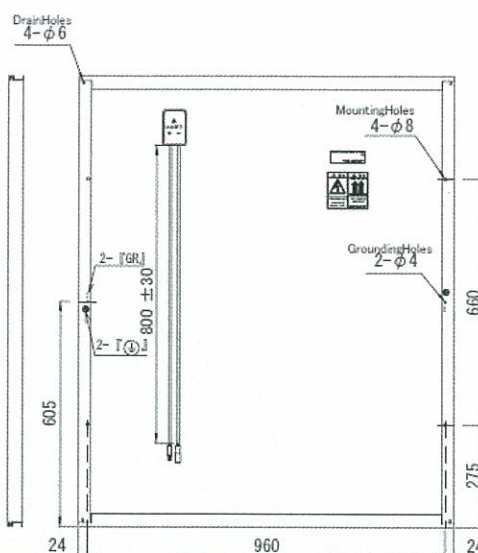
Light-confinement Ability

➔ Improved Conversion Efficiency

Specifications



Front View



Back View

Weight:18.3KG/pcs.

Model	U-EA100	U-EA105	U-EA110
Nominal Power	100 W	105 W	110 W
Open Circuit Voltage	71.0V	71.0V	71.0V
Short Circuit Current	2.25A	2.40A	2.50A
Voltage at Pmax	53.5V	53.5V	54.0V
Current at Pmax	1.87A	1.96A	2.04A
Maximum System Voltage	600V		
Dimensions	L1210±2.5×W1008±2.5×D40±1.0(mm)		
Weight	18.3Kg		

※ Data listed herein are values measured under the Japanese Industrial Standards ("JIS") testing method but are not guaranteed.

※ Specifications is subject to change without notice.

※ The PV systems power-generating capacity is represented by the total of individual PV module power outputs calculated based on the JIS. Power output under actual usage conditions varies depending on several conditions, including the solar irradiation, installation conditions (directions, angles and ambient conditions), regional climates and temperature.

For more details and updated information, please visit our website.

<http://www.pv.kaneka.co.jp>